




Check internal temperature (AQM65 Only)

Written By: Tanya Taylor

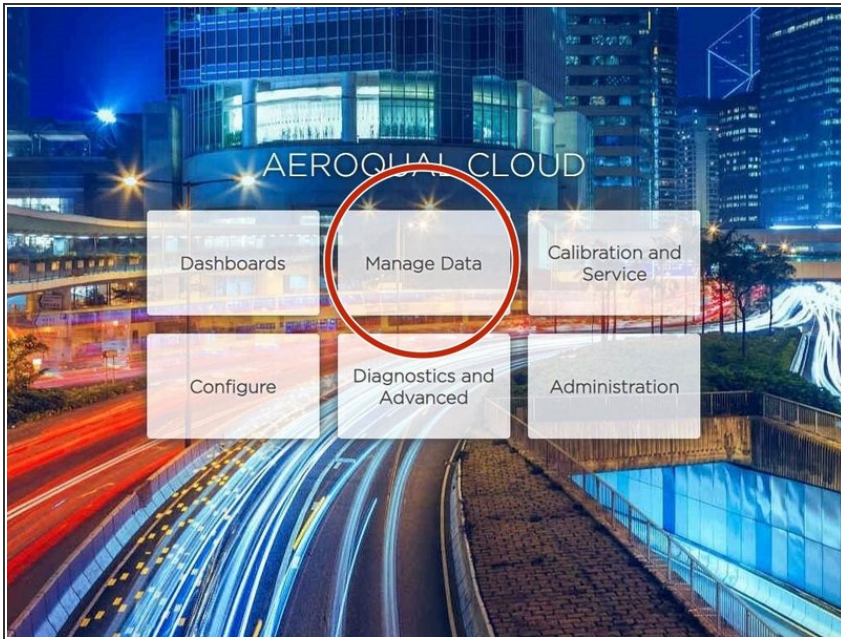


INTRODUCTION

Use this procedure to make sure the internal temperature is operating as expected.

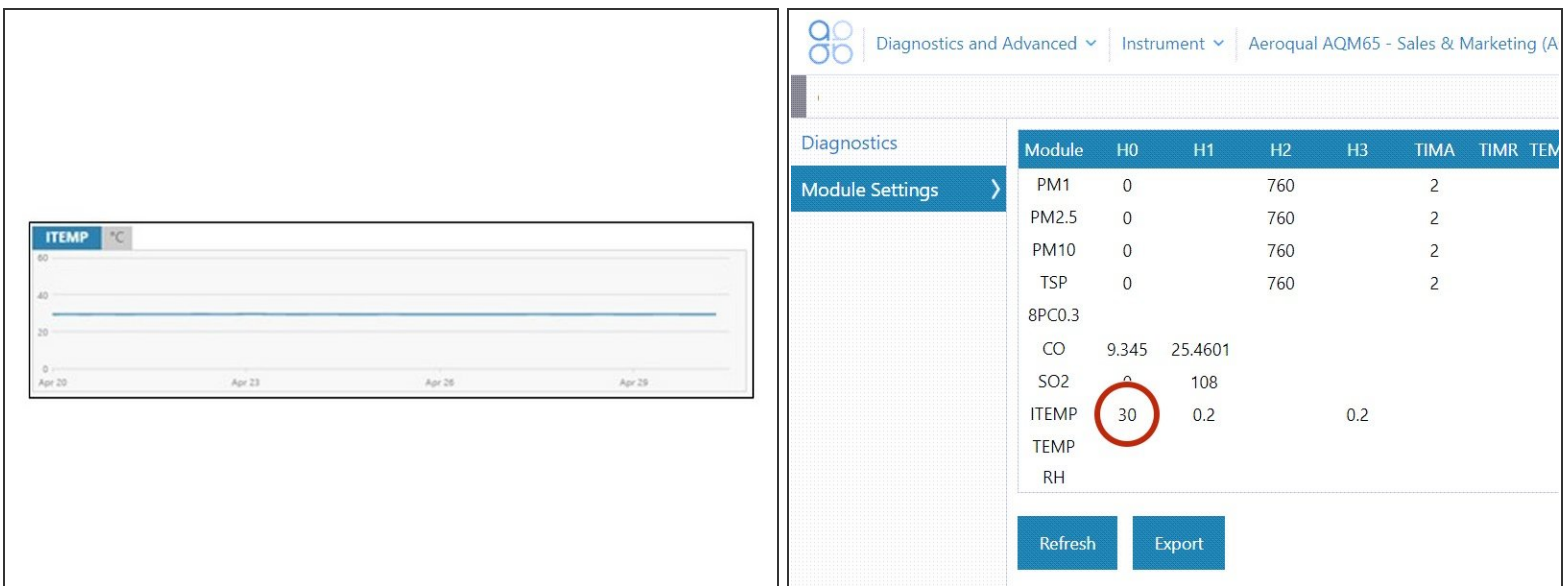
An internal temperature of 30°C is suitable for most environments. For AQM 65s installed in extreme cold or extreme heat, the set point may be different to reduce the power demand placed upon the thermal management system.

Step 1 — Enter Manage Data



- From the Aeroqual Connect or Aeroqual Cloud home screen, click **Manage Data**.

Step 2 — View ITEMP chart



- Select **Charts** from the side menu and view the internal temperature in the **ITEMP** chart.
- ❗ If you're unsure what the internal temperature is set to, enter the **Diagnostics and Advanced** app and check the **ITEMP / H0** parameter in **Module Settings**.

For further support, contact [Technical Support](#).