




2. Download software cable driver

Written By: Tanya Taylor



INTRODUCTION

If you have a Series 500 handheld monitor, the Aeroqual supplied USB cable converts the RS232 output to a USB input for your PC.

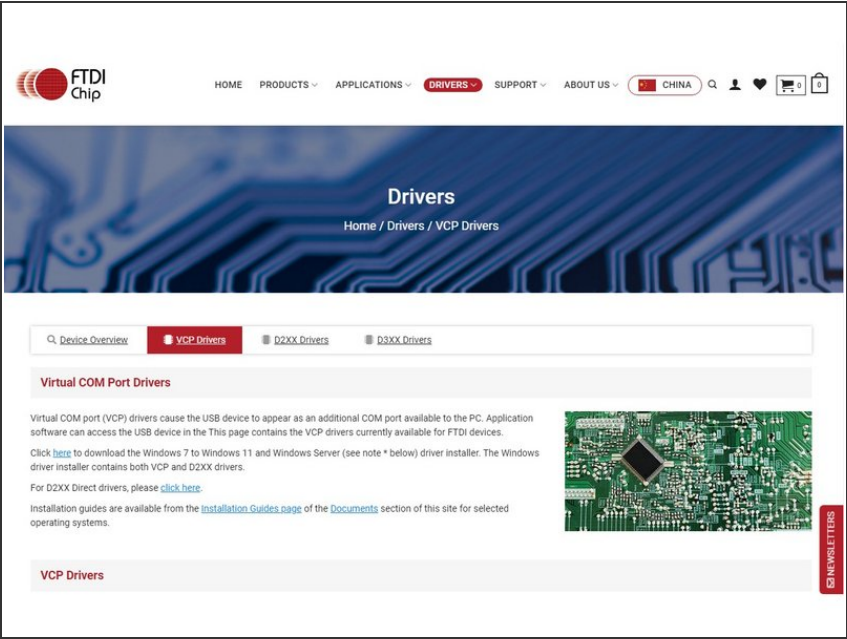
If you have a Series 900 or 930 fixed monitor, the Aeroqual supplied USB cable converts the RS485 output to a USB input for your PC.

Both these USB cables require a driver to operate. Usually this FTDI driver is packaged and installed with your Windows installation.

However if for any reason it isn't, you can install a driver manually.

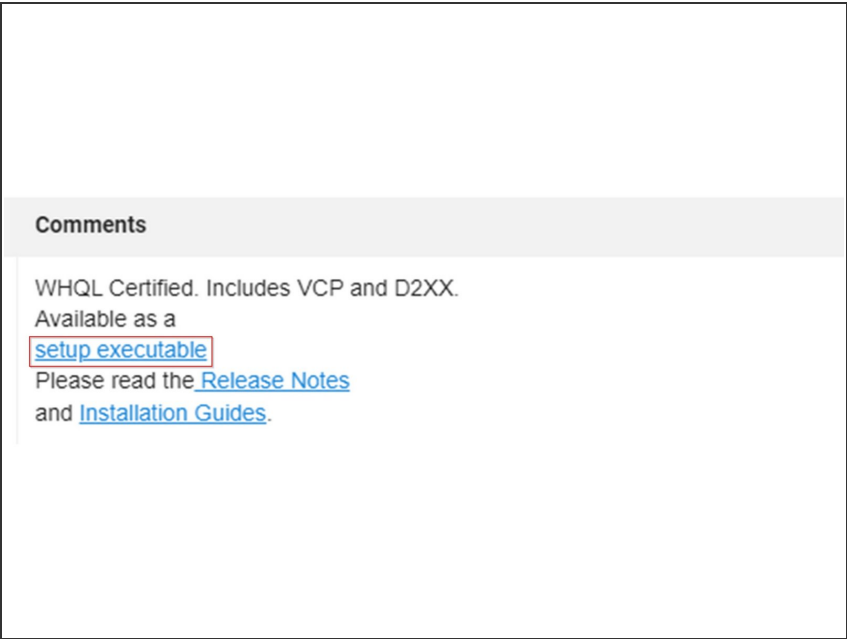
Note: If you need help, see your IT or systems administrator.

Step 1 — Go to website



- Go to the [Future Technology Devices](#) website.
- Download the VCP driver that supports your operating system and processor architecture.

Step 2



- For Windows, click the 'Setup executable' link and run 'CDM_seup.exe' file to install the latest driver.

For further support, contact [Technical Support](#).