


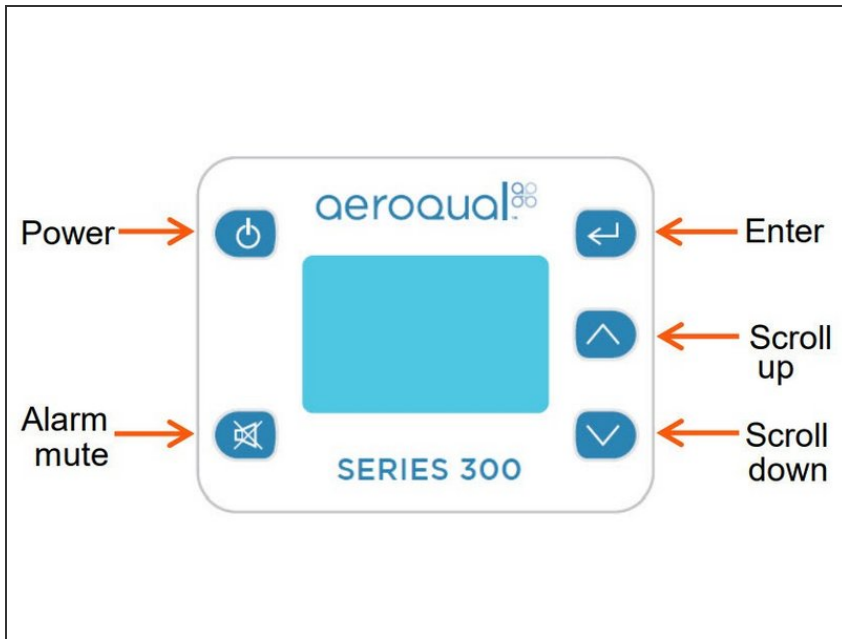


# Navigate interface

Written By: Tanya Taylor

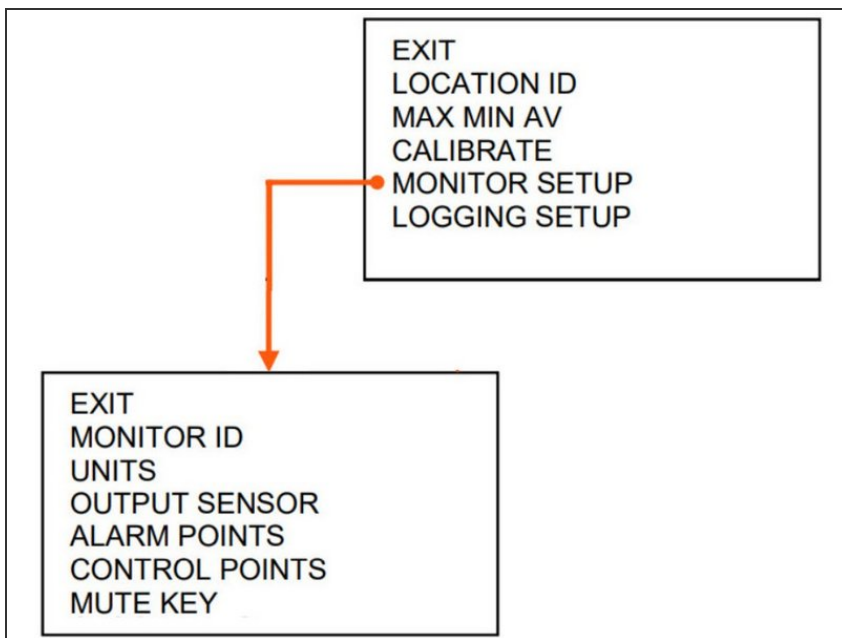


## Step 1 — Interface buttons



- Use the **ENTER** button to enter the setup menu.
- Use the **UP/DOWN** buttons to scroll, select options and change values.
- Use the **ENTER** button to confirm the selections and changes.
- To exit a menu, complete the action for the menu you're in, or scroll to **EXIT** and press **ENTER**.

## Step 2 — Menu options



- The Series 300 has a main menu and one sub menu from the **MONITOR SETUP** option.

For further support, contact [Technical Support](#).