


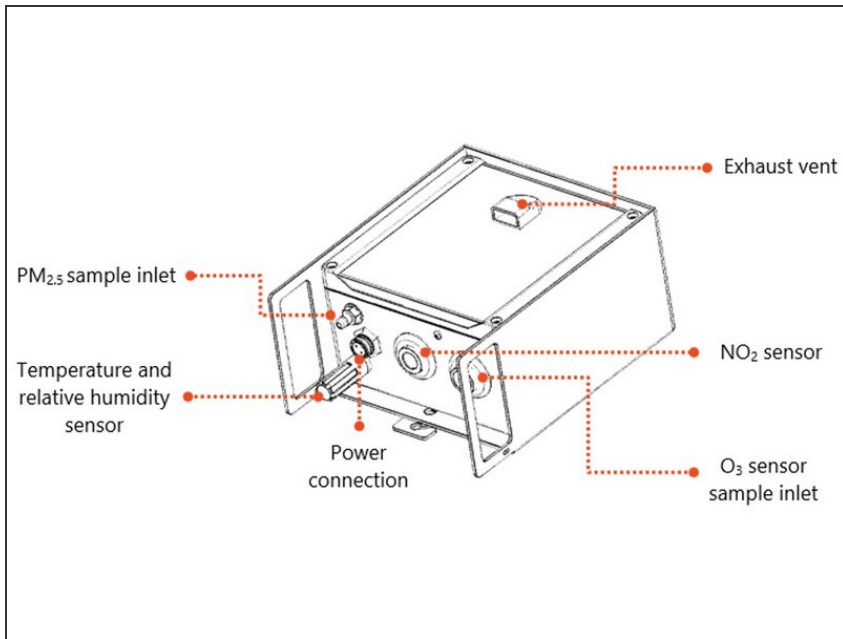


Identify external features


Written By: StJohn Vuetilovoni



Step 1 — Identify features



- The AQY 1 has the following external features:
 - PM_{2.5} sample inlet
 - Temperature and relative humidity sensor
 - Power connection
 - NO₂ sensor
 - O₃ sensor sample inlet
 - Exhaust vent

 **Don't touch the NO₂ sensor membrane.**

For further support, contact [Technical Support](#).